



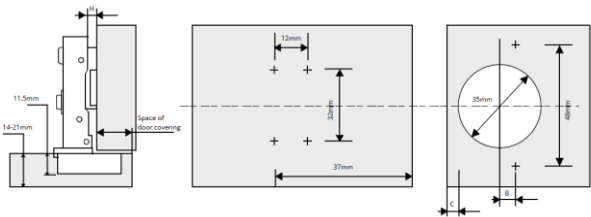
TECHNICAL SPECIFICATION

FURNITURE FITTINGS

Hinges

Product Code
LICH103

Specification
 Built in Soft Closing feature
 Type of installation: Slide on
 Suitable for door thickness 14-21mm
 Degree opening angle: 110°
 Diameter of cup: 35mm
 Depth of hinge cup: 11.5mm
 Material: Cold rolled steel
 Finish: Nickel Plated



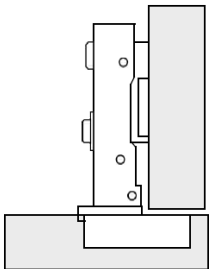
LICH103A



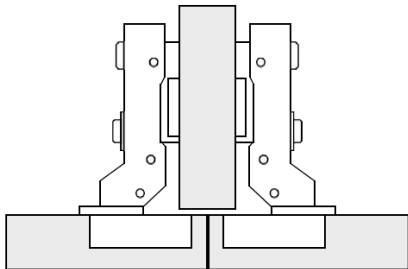
LICH103B



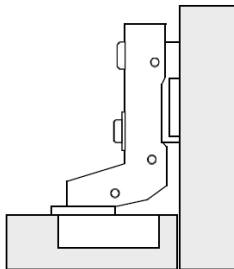
LICH103C



Full Overlay



Half Overlay



Inset

H	C	3	4	5	6	7
S						

H=0	16	17	18	19	20
-----	----	----	----	----	----



H	C	3	4	5	6	7
S						

H=0	7	8	9	10	11
-----	---	---	---	----	----



H	C	3	4	5	6	7
S						

H=0	-2.5	-1.5	-0.5	0.5	1.5
-----	------	------	------	-----	-----



Lockron Architectural Hardware (UK) LTD

Kemp House 160 City Road
 London
 ECV1 2NX
 United Kingdom