



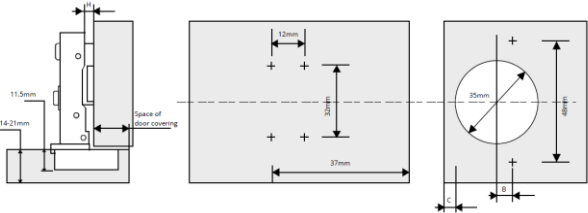
TECHNICAL SPECIFICATION

FURNITURE FITTINGS

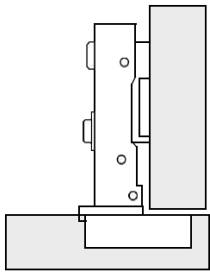
Hinges

Product Code
LICH102

Specification
 Built in Soft Closing feature
 Type of installation: Clip on
 Suitable for door thickness 14-21mm
 Degree opening angle: 110°
 Diameter of cup: 35mm
 Depth of hinge cup: 11.5mm
 Material: Cold rolled steel
 Finish: Nickel Plated

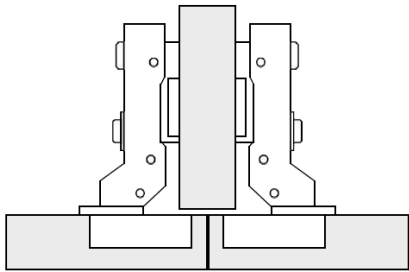


LICH102A



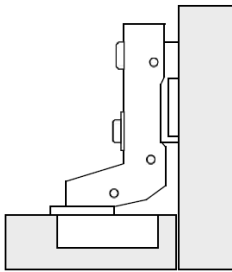
Full Overlay

LICH102B



Half Overlay

LICH102C



Inset

H	C	3	4	5	6	7
S						
H=0		16	17	18	19	20

H	C	3	4	5	6	7
S						
H=0		7	8	9	10	11

H	C	3	4	5	6	7
S						
H=0		-2.5	-1.5	-0.5	0.5	1.5

Lockron Architectural Hardware (UK) LTD

Kemp House 160 City Road
 London
 ECV1 2NX
 United Kingdom